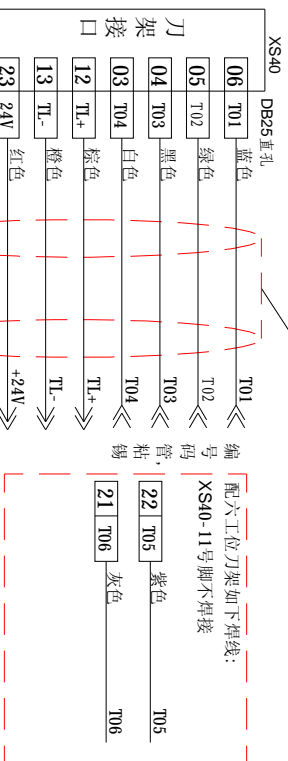
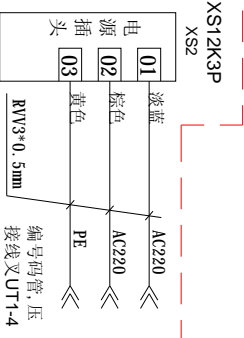
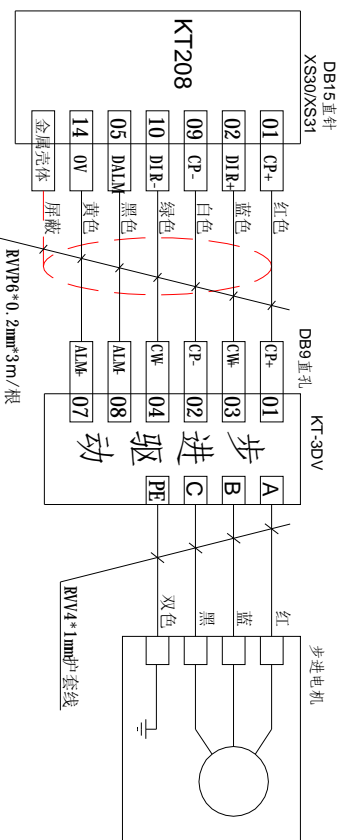
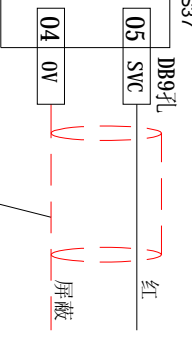
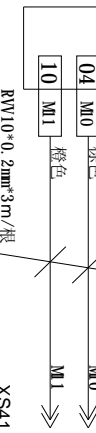
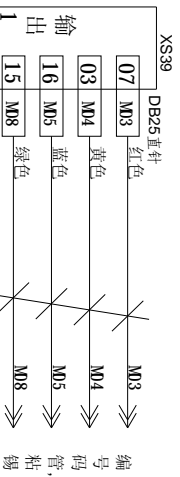


802LX-XFJB

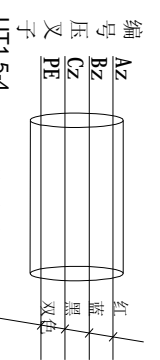
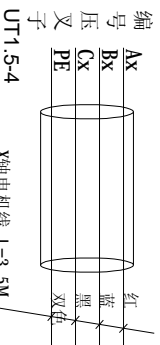
RVP10*0.2mm³m/根



说明：1. 配电动刀架放线焊接此线，排刀架不焊接此线



配套KT-208TI不需要焊接XS12K3P插头，号码管和叉子不变

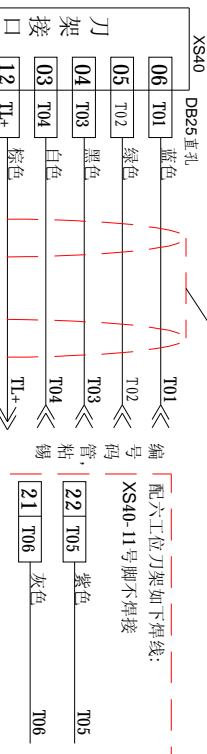


名称： 车床步进放线		型号： KT-208	
设计	审核	图样标记	重量比例
修改日期：2008.12.23	审批日期：2008.01.09	共 1 页	第 1 页
图号：BJFX-KT208			

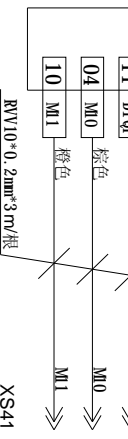
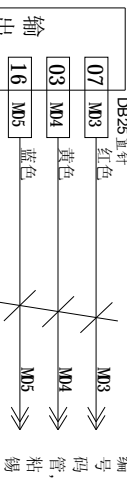
0 1 2 3 4 5 6 7 8 9

802LK-XFFJS

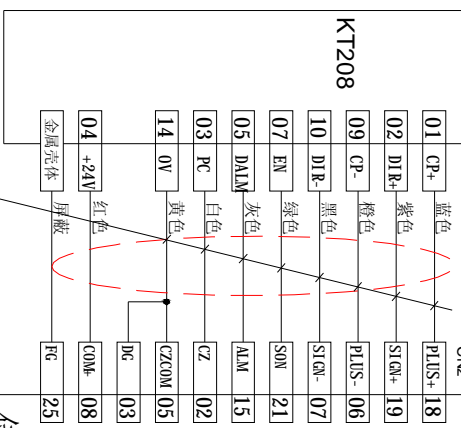
RVP10*0.2mm³m/根



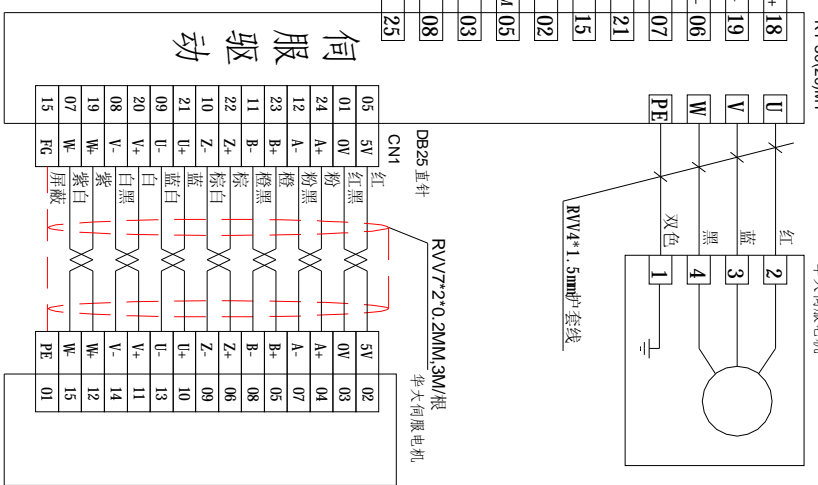
说明: 1. 配电动机刀架放线焊接此线, 排刀架不焊接此线



DB15直针
XS30/XS31

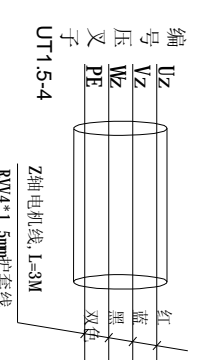
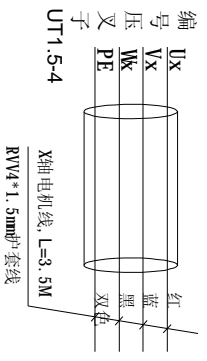


DB25直针
KT-30(20)MT



华大伺服电机


XS12K3P
XS2

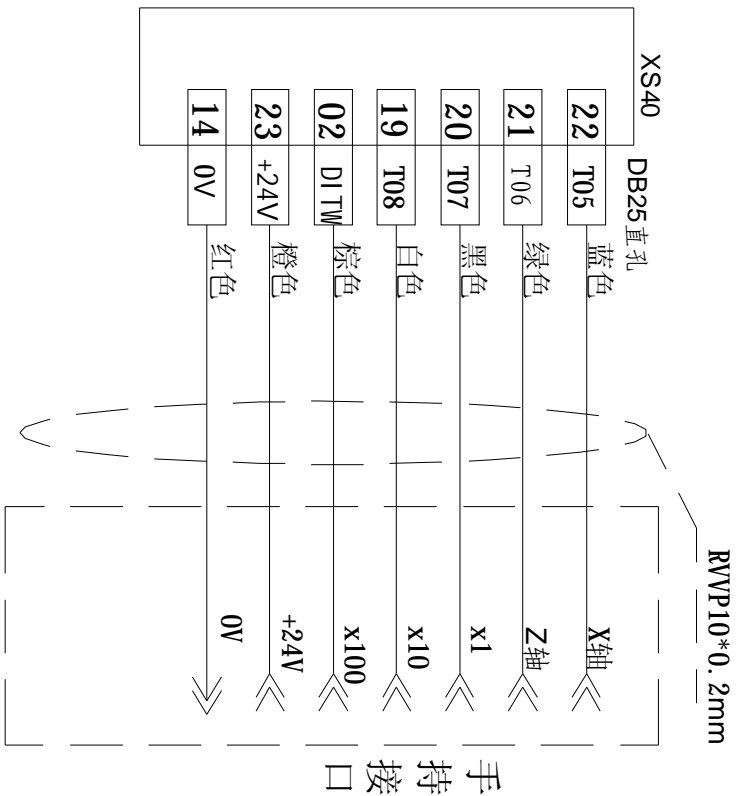


设计	更改	审核	批准
日期	日期	日期	日期
2008.01.07	2008.12.23		

名称:	车削配伺服放线
图样标记	重量
比例	共 1 页 第 1 页

型号:	KT-208
图号:	SFFX-KT208





说明：配手持单元焊虚线内线
系统修改参数

- 1: 163=11
- 2: 164=10
- 3: 165=0
- 4: 167=09
- 5: 168=21
- 6: 169=32
- 7: 007#HDSTL=1

KT208配手持参考连接定义

南京开通自动化技术有限公司

2012. 3. 09